



S1

EXHILARATINGLY NEW. EXHILARATINGLY DIFFERENT. EXHILARATINGLY BEAUTIFUL.

DISCOVER
THE SAUNA OF
THE FUTURE.

DISCOVER
THE SAUNA S1
FROM KLAFS.

FITS. EASILY. ANYWHERE.

A SAUNA SPELLS QUALITY OF LIFE. MANY OF US SIMPLY CAN'T IMAGINE LIFE WITHOUT A CHANCE TO WIND DOWN, TO RELAX, TO REST. BUT A SAUNA NEEDS ROOM. Room that we don't always have. That is why KLAFS has designed the space-saving Sauna S1: a sauna innovation that fits perfectly in our modern life, wherever that may be – in a single-family home, a pre-war apartment, a loft, or a vacation home. An innovation whose intelligent use of space opens the door to matchless moments of well-being.



8TH FLOOR
120 m²

FLOOR SPACE

FITS. EASILY. ANYWHERE.



AS MUCH SAUNA AS POSSIBLE.



THE NEW SAUNA S1 IS THE FIRST IN THE WORLD THAT CAN RETRACT AT THE TOUCH OF A BUTTON – JUST LIKE A ZOOM LENS ON A CAMERA. When retracted, the Sauna S1 is a svelte 60 cm and no deeper than the average closet. When extended, the Sauna S1's 1.60 m depth offers plenty of room to enjoy a relaxing sauna.



SUPER SPACE-SAVER: Press the button on the display in front, and the new Sauna S1 opens in just 20 seconds, from standby mode to up and running.

IN AS LITTLE SPACE AS NECESSARY.



60 cm
DEPTH

FITS. EASILY. ANYWHERE.



FROM ZERO TO SAUNA IN 20 SECONDS: eMOVE TECHNOLOGY.

THE DRIVING FORCE BEHIND THIS UN-USUAL SPACE-SAVING SAUNA EXPERIENCE IS eMOVE TECHNOLOGY. The name says it all: at the push of a button, it takes the new Sauna S1 just 21 seconds to expand from the size of a wall closet to a ready-to-go sauna. In this way, eMove technology ensures synchronous, gentle movement. So gentle, in fact, that it stops automatically if something gets in the way. And it is designed to be maintenance-free so that you can simply sit back and enjoy the pleasures of your sauna for many years to come.



eMOVE TECHNOLOGY: the innovative drive was put through its paces in rigorous long-term tests.



A MILESTONE IN SAUNA BUILDING: FRAME STABILITY CONSTRUCTION.

A SPACE-SAVING SAUNA DESIGN PLACES NEW DEMANDS ON CONSTRUCTION AND MATERIALS. The solution? Frame stability construction. This concept is based on an extremely robust, non-deforming wood sandwich wall construction, which is around 40 percent lighter than a conventional sauna of the same size. And it handles large fluctuations in temperature and humidity with aplomb. This development was inspired by scientific studies at the Institut für Holztechnik Dresden [Dresden Institute of Wood Technology], which demonstrated the special suitability of this construction for a beneficial sauna experience.



FRAME STABILITY CONSTRUCTION. A completely new high-stability construction method that facilitates a sauna climate comparable to what you will find in our conventional sauna designs.



THE NEW SAUNA S1
IS A GREAT PLACE
TO BE. AND A GREAT
PLACE TO SEE.

150
DIFFERENT
OPTIONS

FITS. EASILY. ANYWHERE.

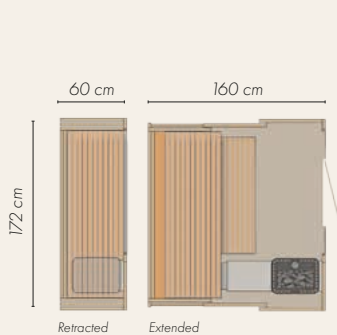
THE SAUNA S1 IS A SAUNA OF MANY FACES. It is available in three sizes, with five different exterior trims and four different front panels. The same surface finish is used for the side panels, front, and ceiling, with side windows available upon request. The result? Visual harmony. All you have to do now is decide which version best suits your style.



WHICH MODEL IS THE PERFECT FIT FOR YOU?

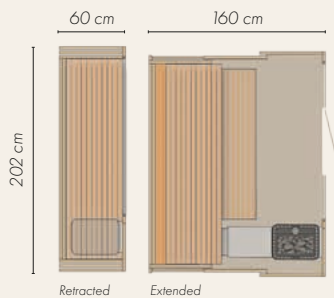
THE NEW SAUNA S1 IS THE FIRST SPACE-SAVING SAUNA THAT FITS PERFECTLY IN ANY HOUSING ARRANGEMENT. Even the smallest model – with a 150 cm wide reclining area – is spacious enough for two people to enjoy the sauna in comfort. The Sauna S1 is available in three sizes:

LAYOUTS: "RETRACTED/EXTENDED"



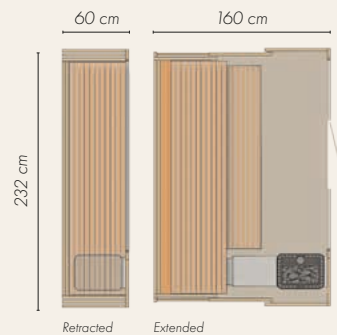
SMALL

Dimensions:
172 x 160 x 211 cm (WxDxH)
Reclining width: 150 cm
Power: 230 V, 3,3 kW*



MEDIUM

Dimensions:
202 x 160 x 211 cm (WxDxH)
Reclining width: 180 cm
Power: 400 V, 6 kW



LARGE

Dimensions:
232 x 160 x 211 cm (WxDxH)
Reclining width: 210 cm
Power: 400 V, 6 kW



Power outlet



High-power current

*Alternative: 3 kW/13 A (for Switzerland)

EXTERIOR TRIMS:



White

Three sizes, a multitude of design variants, endless options for integration into individual housing arrangements. The Sauna S1 enriches our lives, with intelligence and style.



White Satin



Swiss pine



Oak



Walnut

FRONTS:



1



2



3



4

¹ Fully glazed with clear safety glass ² Fully glazed with bronze safety glass
³ Fully glazed with mirrored safety glass ⁴ Closed: one side window included

WINDOWS:



Fully glazed front:
 one or two additional
 side windows available
 upon request

Closed front: front: a side window is included as standard.

A second side window is of course available if you would like to enjoy the view from both sides during your sauna.

AND WHERE MIGHT YOUR FAVORITE SPOT BE?

NO MATTER WHETHER IT'S A SINGLE-FAMILY HOME, PRE-WAR APARTMENT, LOFT, OR VACATION HOME. The smallest version of the Sauna S1 starts off with around 1 m² floor space in standby mode, and at the touch of a button expands into a 2.8 m² wellness hideaway. Even the large version needs no more than 1.4 m² floor space when retracted,

and its generous 3.7 m² offers plenty of space to relax and enjoy the sauna – everywhere. So all you really have to decide is where you want your sauna to be. And best of all: the S1 only enhances the room it's in – so your guest bedroom, workroom, or living room stays just the way it was. But better.



THERE'S ROOM FOR THE SAUNA S1 IN A VARIETY OF SETTINGS. For example, in a guest bedroom or workroom.


SAUNA OR DESIGNER PIECE? Placed in the middle of the living room of a loft, the S1 cuts a good figure as well.



THE S1 SAUNA IN SWISS STONE PINE. The vividly patterned wood creates an attractive contrast between spacious surfaces and clear lines and fits, with its alpine charm, perfectly into the vacation home in the mountains.




SEAMLESS INTEGRATION INTO THE WALL CLOSET: the Sauna S1 in the home office.




PERFECT APPOINTMENTS FOR RELAXATION. RIGHT DOWN TO YOUR TOES.

WE BELIEVE IN HIGH QUALITY THROUGH AND THROUGH – AND THAT APPLIES TO THE INTERIOR DESIGN AS WELL. That's why we chose naturally grown, knot-free eastern hemlock. This North American conifer is particularly well suited for use in saunas because it releases heat so evenly. We also offer the interior trim in walnut or lively patterned Swiss pine on request. Swiss pine is rumored to have a positive effect on the cardiovascular system. This wood is also said to enhance well-being and promote deep, restful sleep. So... make yourself comfortable!

And speaking of comfortable... For even greater comfort, a clever mechanism enables it to be pulled forwards 10 cm. The two head supports for comfortable reclining are mounted for use as an ergonomic backrest. Upon request, your Sauna S1 can also be fitted with a folding bench for two. Just take firm hold of the leather loop and double the reclining area. That means even greater comfort for you and your partner. Benches, backrests, and stools are made of abachi, and are also available in walnut upon request.



THE KEY TO RECLINING WITH TWICE THE COMFORT: a leather loop for pulling out the S1 folding bench.



TWICE AS RELAXING: the S1 folding bench offers plenty of room for two.

TOP QUALITY AND WELL-DESIGNED. DOWN TO THE FINEST DETAILS.

WE ALSO EMPHASIZE HIGH-QUALITY ACCESSORIES FOR THE SAUNA S1. Our stool fits perfectly into our space-saving design. That's because when the sauna is retracted, it's simply stowed away beneath the bench. Another aesthetic bright spot: the CUBO sauna


lamp ensures a relaxed atmosphere while sauna bathing. And for even greater relaxation, treat yourself to the pleasures of splashing water on the hot stones. So you can't do without a bucket and dipper. Have fun!



AMBIENCE: the CUBO sauna lamp has a warm, relaxing light. Two in one: the deluxe sauna hourglass and sauna thermometer. But your own feeling is the most important measurement. If you feel comfortable, that's what counts!



POURING WITH POWER: a bucket and dipper are available upon request.



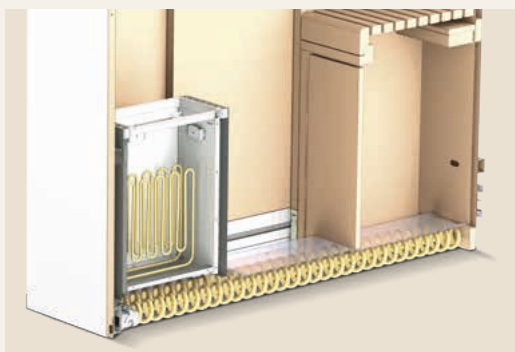
THE SAUNA S1 STOOL: you scarcely know it's there once it's stowed away under the bench.



THE HEART OF THE SAUNA. THE VARIUS SAUNA HEATER WITH DRIVE HOME SYSTEM

THE HEATER HAS ALWAYS BEEN CONSIDERED THE VERY HEART OF A SAUNA. So it stands to reason that the Sauna S1 heater is its centerpiece. Thanks to its specially designed system, when the sauna is opened, the heater is automatically moved out of its storage space. Its modern appearance, high-quality materials and innovative safety concept are unrivaled. A safety guard is

unnecessary, thanks to the elegant flock finish on the heater shell. The large quantity of premium-quality olivine stones ensures intensive vaporization for lots of sauna pleasure. And if you also like the softer side of sauna bathing, try the VARIUS S SANARIUM® heater. This transforms one sauna into five: a classic sauna, a hot-air bath, a tropical bath, an aroma bath, and a soft steam bath.



A CLEAN SOLUTION: the entire connection technology of the VARIUS heater is stored in the multifunction channel and out of sight.



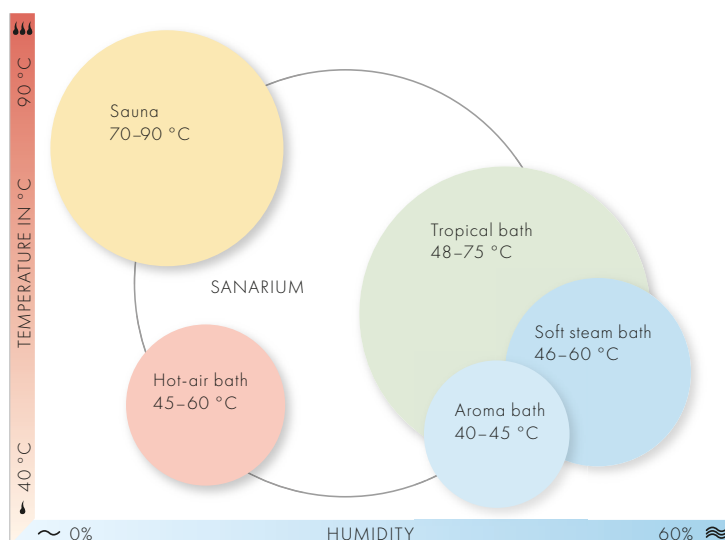
THE VARIUS S SANARIUM® SAUNA STOVE: the Drive Home System brings the Varius out of its 'garage' as soon as the sauna is opened.



FOLLOW YOUR INTUITION. THE SANARIUM® FROM KLAFS.

EVERYONE IS SPECIAL AND DESERVES A SPECIAL KIND OF RELAXATION. Follow your own desires and needs and create one-of-a-kind moments of well-being – with the SANARIUM® from KLAFS. The Sauna S1 then becomes five enjoyable saunas in one: a classic sauna, a hot-air bath, a tropical bath, an aroma bath, and a soft steam bath.

The SANARIUM® meets individual wishes with aplomb, and creates unforgettable moments. And the relaxation offered by the SANARIUM® is not only particularly enjoyable, but has been proved to be good for you, too. Thus, for example, a study by the renowned Charité teaching hospital in Berlin shows that the SANARIUM®, which features gentle heat and a thermal environment that is gentle on the cardiovascular system, can lower high blood pressure and alleviate circulatory disorders. And that's not all: regular SANARIUM® sessions help train the cardiovascular system and effectively prevent colds. Using the SANARIUM® has been shown to have an overall beneficial effect on the immune system. Moreover, our skin – our largest organ – really relishes this luxury beauty treatment: it's not only cleansed but supplied with nutrients and minerals at the same time.





GOOD AIR MEANS A GOOD ATMOSPHERE: THE SAUNA S1 EXHAUST SYSTEM.

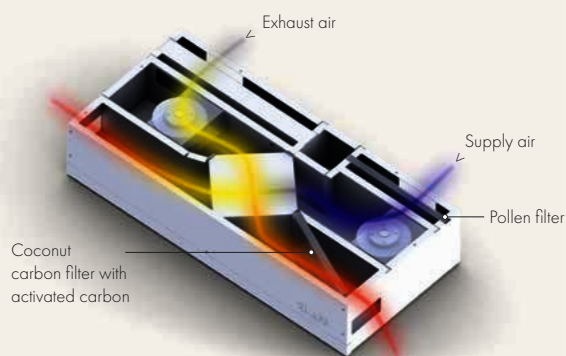
TO ENSURE THAT THE EXCITEMENT OF THE SAUNA S1 DOESN'T LEAVE YOU BREATHLESS, A GENEROUSLY SIZED AIR CHANNEL SYSTEM – INTEGRATED INTO THE REAR WALL AS STANDARD – GUARANTEES OPTIMAL HEAT CIRCULATION AND A HEALTHY THERMAL ENVIRONMENT IN THE SAUNA.

RESTORATIVE CIRCULATION: heat circulation made by KLAFS.



AN INTELLIGENT MULTI-TALENT: THE OPTIONAL SCC EXHAUST-AIR MODULE.

THE OPTIONAL SCC EXHAUST-AIR MODULE – SPECIFICALLY DESIGNED FOR THE SAUNA S1 – INCORPORATES AN INTELLIGENT AIR-CIRCULATION PRINCIPLE THAT ENSURES THAT THE HOT TEMPERATURES OF THE EXHAUST AIR CAN BE EFFECTIVELY UTILIZED, AND THAT THE SAUNA HEATS UP SIGNIFI-



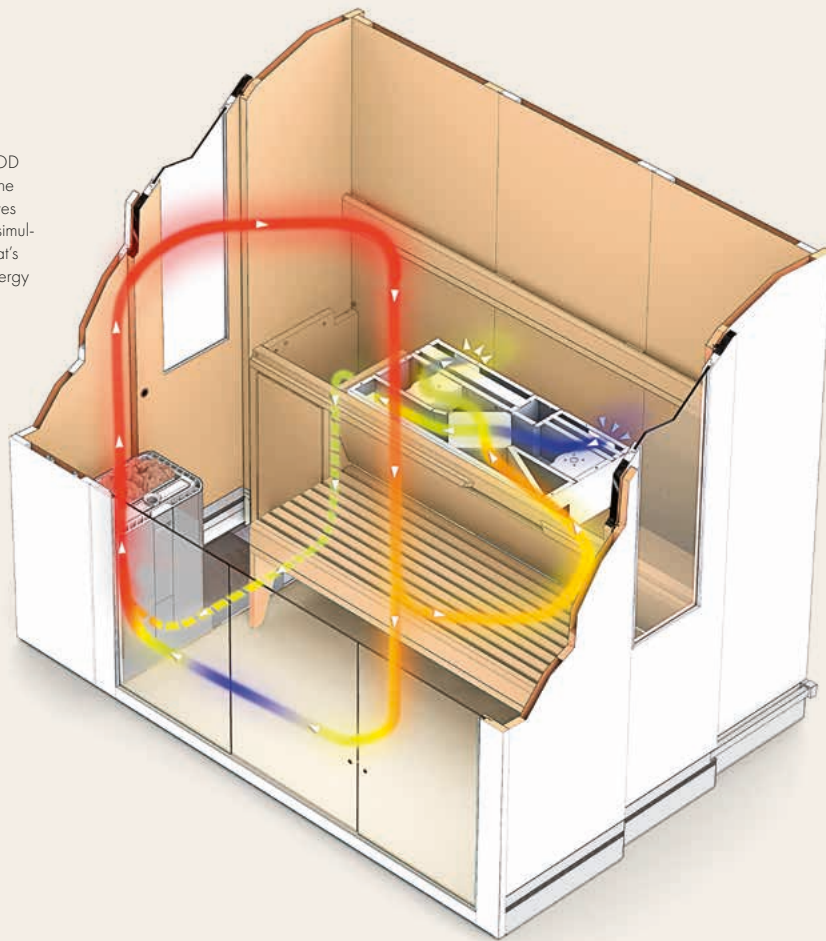
PURE PLEASURE: the supply air flows through a pollen filter to remove pollutants before entering the cabin interior.

CANTLY FASTER. The SCC exhaust-air module and its coconut carbon filter with activated carbon remove exhaust air/damp air together with odors from the cabin interior. At the same time, fresh outside air is drawn in, warmed by hot exhaust air passing by, and guided into the cabin interior. The supply air flows through

a filter, where pollen, house dust, ozone, and pollutants are removed. The exhaust air is then guided through a second coconut carbon filter with activated carbon. This filter removes moisture, as well filtering dust and odors out of the air flowing outwards.

The SCC exhaust-air module also makes a significant contribution to environmental protection. That's because the sauna can be heated faster thanks to this technology. In turn, that means considerably less energy is required to heat the cabin and warm the fresh air. This means savings of up to 30 percent in heat output.

AN EXCHANGE THAT'S GOOD FOR THE ENVIRONMENT: the SCC exhaust-air module removes exhaust air from the cabin and simultaneously warms up fresh air that's been drawn in from outside. Energy savings: up to 30 percent.



UP TO
30%

LESS ENERGY

Reduced heat output through heat recovery: up to 30 percent.



INLET AIR CLEANING PROCESS

The pollen filter is used to filter out pollen, house dust, ozone, and pollutants, which leads to a noticeable reduction in impurities in the cabin air (allergy-friendliness).



DEHUMIDIFICATION

Trapping condensate prevents unwanted moisture from entering the environment. In difficult installation situations, a SANARIUM® is recommended (on request).



EXHAUST-AIR PURIFICATION

In addition to filtering out dust, the activated carbon filter also absorbs odors (scents, sweat) so that they are not released into the cabin environment.



SENSIBLE EXTRAS. FOR EVEN MORE PLEASURABLE MOMENTS.

COLORS ARE SAID TO HAVE A SPECIAL MAGIC OF THEIR OWN. AND YET THERE IS NOTHING MYSTICAL ABOUT THE FACT THAT DIFFERENT COLORS SPARK DIFFERENT MOODS. The BELLASENSA colored light projection system lets your Sauna 1 bathe in your favorite colors. You can choose from red, yellow, blue, green, orange, and violet light, or you can choreograph impressive light displays just as one sees in the open air. There are six pre-set, fascinating natural spectacles: a sunrise and sunset, northern lights, fire effects, an interplay of colors, and a stroll through the forest. Or you can take over as stage director: the three primary colors

can be set individually as well. BELLASENSA is flush-mounted into the ceiling of the Sauna S1. A highlight in the truest sense of the word.

But perhaps you'd like to pamper your senses even further? The integrated RelaxAudio system will do just that. It transforms the entire rear wall of the sauna into a loudspeaker membrane and offers an impressive listening experience – even for the sophisticated music lover. It's pure pleasure, both for the sound and because connecting your smartphone or tablet via Bluetooth to the RelaxAudio system is simplicity itself.



LIGHT DISPLAYS INSPIRED BY NATURE: together with the BELLASENSA colored light projection system, you can experience sunrises and sunsets, northern lights, fire effects, and other displays.



CLOSE YOUR EYES, OPEN YOUR EARS: the RelaxAudio system, integrated in the rear wall, can be easily connected via Bluetooth to your smartphone or tablet.



ML028



ML033

WELL-BEING CAN BE CONTROLLED. INTUITIVELY AND WITHOUT A SOUND.

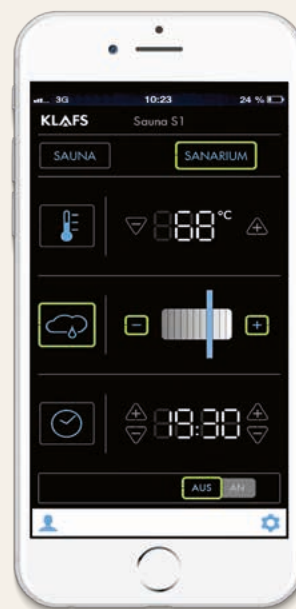
AS IS TRUE OF ALL KLAFS SAUNA CONTROL SYSTEMS, THE TWO CONTROL SYSTEMS FOR THE NEW SAUNA S1 INCLUDE A LOT OF INTELLIGENT TECHNOLOGY FOR MAXIMUM COMFORT, DURABILITY, AND SAFETY. In both cases, this is the first time that triac technology has been used in a compact sauna. That not only ensures very high durability but above all: silence. So you can relax in peace in the Sauna S1 without being disturbed by switching noises. The innovative control system concept is available in two versions: the ML 028 with a color display and five soft keys, or the ML 033 with a color touch display, intuitive menu navigation, and an optional Wi-Fi interface.

The 24-hour code on the ML 028 will make sure that a perfectly pre-heated sauna is waiting for you when you get home.

The ML 033 is your key to even greater comfort and well-being. For example, with the sauna app. This app lets you operate your Sauna S1 via Wi-Fi and your smartphone, so you can start

up your Sauna S1 while you're still en route.

This is possible thanks to the ingenious ASC (App Security Concept) system, which ensures high operating reliability. Additional equipment options such as SANARIUM®, the RelaxAudio system, and the BELLASENSA colored light projection system can also be easily and intuitively operated with the ML 033 control system.



THE SAUNA APP lets you start your Sauna S1 while you're still en route – for instance, on your way home from the office or while jogging.

Available on
the App Store





SAFETY REDISCOVERED. JUST FOR THE SAUNA S1.

IN ADDITION TO TRANQUILLITY AND WARMTH, SAFETY IS ONE OF OUR MOST BASIC NEEDS. And with your safety in mind, we at KLAFS thought up something completely new during development of the Sauna S1: eMove safety control (MSC).

Thanks to its safety sensor system, the sauna stops if something gets in the way during the extension or retraction process. After your sauna bath, a temperature sensor on the heater makes sure that the sauna cannot be retracted until it has cooled down. And what happens if you are so relaxed that you forget to switch off the sauna? No problem at all, because the Sauna S1 switches off automatically after four hours.

But we're also looking after you once the sauna has heated up and during the sauna bath. The stove cannot be switched on until the sauna has been fully extended. The flocked surface of the

VARIUS sauna stove acts as a stove safety guard and protects you from burns. And the control system can be used with a password to protect the Sauna S1 from unauthorized access.




COMPLETE CONTROL DURING EXTENSION AND RETRACTION:
the Sauna S1 only moves when the buttons are kept pressed down.

EVERYONE RELAXES IN A KLAFS SAUNA S1. EVEN NATURE.

AS A GLOBAL LEADER IN SAUNA MANUFACTURE, SUSTAINABILITY IS A KEY CONCERN OF OURS. For this reason, careful use of natural resources is ingrained in our philosophy. At KLAFS, we always try to keep energy and raw material consumption as low as possible. The same goal applies to emission of pollutants and

CO₂. During production, we keep the quantity of wood scraps to a minimum; what remains is recycled in a CO₂-neutral process. Our furnace is thus kept equipped with scraps – fully automatically – and continuously generates energy. And this in turn covers 80 percent of our heating requirements.



STRONG ARGUMENTS.

KLAFS QUALITY

Our company is based on uncompromising commitment to quality. This can be seen in how we work with a natural product such as wood, our heaters – the heart of the sauna – and our sauna control systems, as well as our exacting requirements for service and safety. KLAFS quality gives you perfection right down to the last detail. And relaxation right down to your toes.

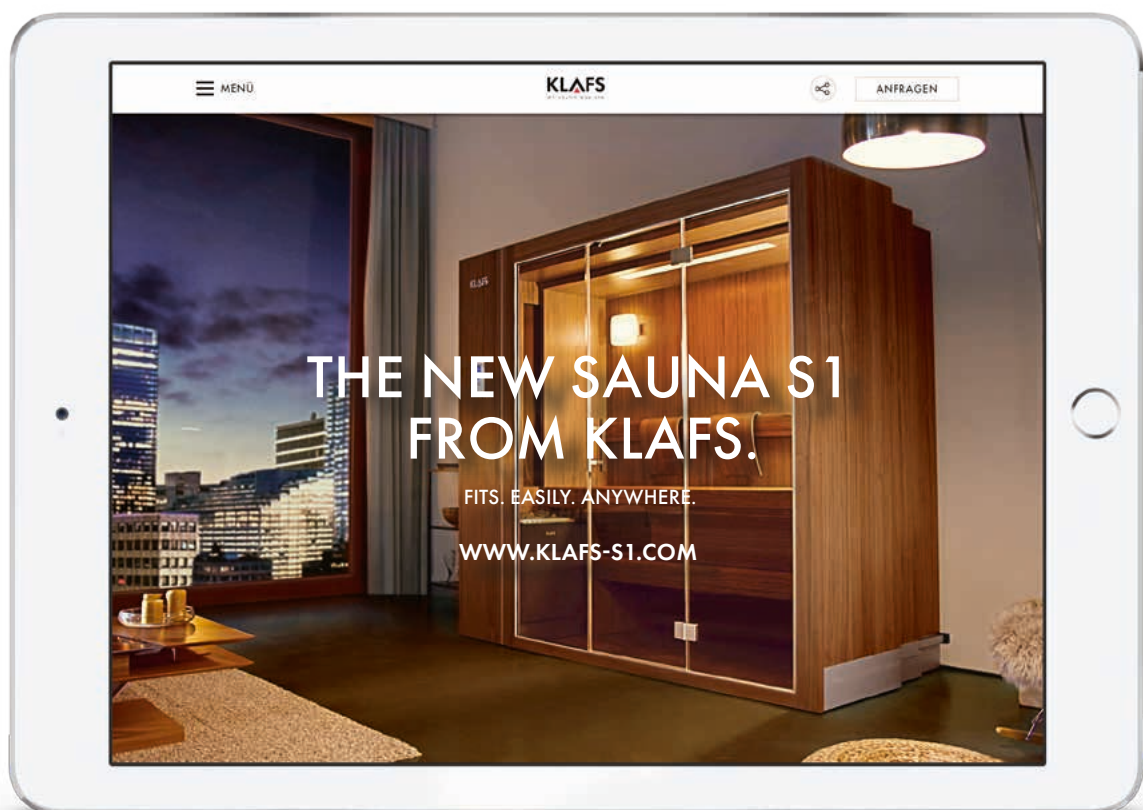
KLAFS SERVICE

Our specially trained technicians will install your Sauna S1. If you have any questions, our KLAFS customer service will be happy to advise and assist you without delay.



PLANNING ONLINE: WWW.KLAFS-S1.COM

You can experience the new KLAFS Sauna S1 in all of its facets on the Internet as well. And more than that: you can use our configurator to choose from 150 options and assemble the Sauna S1 that suits your needs and style. And then order it directly.



IT'S ALSO EASY TO PLAN AND ORDER YOUR SAUNA S1 AT ONE OF OUR SHOWROOMS. We look forward to your visit! And what is more, you can find KLAFS all around the world – from Austria to Australia. Go to www.klafs.com.

COMPANY HEADQUARTERS

SCHWÄBISCH HALL
Erich-Klafs-Strasse 1–3
74523 Schwäbisch Hall
GERMANY
Phone +49 (0)791 501-0
Fax +49 (0)791 501-248





SAUNA S1 FROM KLAFS.
FITS. EASILY. ANYWHERE.